

MECHANICAL DATA

Bulb	T-9
Base	Intermediate Shell Octal 6-Pin Short Intermediate Shell Octal 6-Pin
Outline	9-11 or 9-41
Basing ¹	4CG
Cathode	Unipotential
Mounting Position	Any

ELECTRICAL DATA

HEATER CHARACTERISTICS

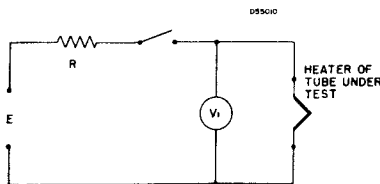
	6AX4GT	12AX4GT	12AX4GTA
Heater Voltage	6.3	12.6	12.6 Volts
Heater Current	1200	600	600 Ma
Heater Warm-up Time ²			11 Seconds
Heater-Cathode Voltage (Design Center Values — Except as Noted)			
Heater Negative with Respect to Cathode			
DC	900	900	900 Volts Ab. Max.
Total DC and Peak	4400	4400	4400 Volts Ab. Max.
Heater Positive with Respect to Cathode			
DC	100	100	100 Volts Max.
Total DC and Peak	300	300	300 Volts Max.

RATINGS (Design Center Values — Except as Noted)

Damper Service³		
Peak Inverse Voltage		4400 Volts Ab. Max.
Plate Dissipation		4.8 Watts Max.
Steady State Peak Current		750 Ma Max.
Average Tube Drop (at 250 Ma)		32 Volts
DC Plate Current		125 Ma Max.

NOTES:

1. Pins 1, 2, 4 and 6 shall not be used as tie points.
2. Heater warm-up Time is defined as the time required in the circuit shown below for the voltage across the heater terminals to increase from zero to the heater test voltage (V1). The conditions used in conjunction with the test circuit depend upon the rated heater voltage and current of the tube under test.
For this type: E = 50 Volts, R = 63 Ohms, V1 = 10.0 Volts.



E — Applied Voltage, RMS or DC
R — Total Series Resistance
V1 — Heater Test Voltage, RMS or DC
(80% Rated Heater Voltage)

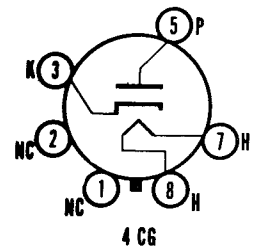
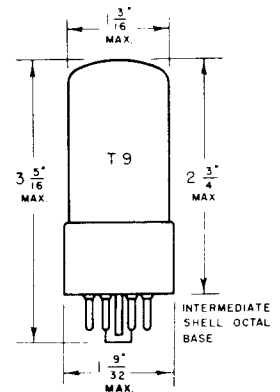
3. For operation in a 525 line, 30 frame system as described in "Standards of Good Engineering Practice for Television Broadcast Stations; Federal Communications Commission". The duty cycle of the voltage pulse must not exceed 15% of one scanning cycle.

QUICK REFERENCE DATA

The Sylvania Type 6AX4GT is an indirectly heated half-wave rectifier, designed for service as a damping diode in television receiver direct drive sweep circuits.

The 12AX4GTA features controlled heater warm-up time for service in series heater string television receivers.

Except for heater characteristics, the 6AX4GT, 12AX4GT and 12AX4GTA are identical.



SYLVANIA ELECTRIC PRODUCTS INC.

**RADIO TUBE DIVISION
EMPORIUM, PA.**

Prepared and Released By The
**TECHNICAL PUBLICATIONS SECTION
EMPORIUM, PENNSYLVANIA**

SEPTEMBER 1955

PAGE 1 OF 2

AVERAGE PLATE CHARACTERISTICS

